



EGYPTIAN ACADEMIC JOURNAL OF  
**BIOLOGICAL SCIENCES**  
ENTOMOLOGY


A



ISSN  
1687-8809

[WWW.EAJBS.EG.NET](http://WWW.EAJBS.EG.NET)

**Vol. 17 No. 4 (2024)**



**Morphology, Damage Symptoms and Biology of *Spodoptera frugiperda* (J.E. Smith) (Lepidoptera: Noctuidae) Strains in Egypt**

**Kreema A. EL-Lebody\* ; Rabab D.A. Allam and Amira M. Rashad**

Plant Protection Research Institute, Agricultural Research Center, Dokki, Giza, Egypt

\*E-mail: [wegaytfcorp@gmail.com](mailto:wegaytfcorp@gmail.com)

**ARTICLE INFO**

**Article History**

Received:24/9/2024

Accepted:26/10/2024

Available:31/10/2024

**Keywords:**

*Spodoptera frugiperda*;  
morphology;  
damage symptoms;  
biology.

**ABSTRACT**

Fall armyworm (FAW) *Spodoptera frugiperda* (J.E. Smith) is a destructive pest of corn. FAW invaded Egypt in May 2019 and was recorded for the first time in corn plantations in Kom Ombo - Aswan Governorate. Recently *S. frugiperda* C-strain was Confirmed in Nile corn plantation in Meet AL - Deeba village, (Qillin-Kafr El-Sheikh); while R-strain was confirmed in summer corn plantations of Abo Al- Gadeil, (Qillin-Kafr El-Sheikh) during corn season 2022. Moreover, The R strain of *S. frugiperda* infested corn plants beside uninfected neighbourhood rice fields. This observation indicated that, R- strain of *S. frugiperda* preferred summer corn plants as a host than rice.

Recent evidence of both strains collected from corn fields of Kafer EL Sheikh were identical morphologically and cause same damage symptoms. Biology of *S. frugiperda* C-strain and R-Strain were studied under natural conditions of field crop pests' laboratory at Plant Protection Research Institute Dokki, Giza, Egypt during Autumn and summer season (2022). C-strain larvae of *S. frugiperda* were fed on castor oil leaves. The average duration of life cycle and generation time at  $23.0 \pm 2.0^\circ\text{C}$  was  $39.0 \pm 2.0$  and  $44.1 \pm 1.6$  days, respectively. The corresponding averages for *S. frugiperda* R- strain corn - feed through early 3 instars at  $28.0 \pm 2.0^\circ\text{C}$  were  $27.0 \pm 0.5$  and  $29.0 \pm 0.6$  days, respectively. The average of pre-oviposition periods { $3.5 \pm 0.7$  and  $2.6 \pm 0.2$  days} included the pre-mating period of  $2.80 \pm 0.56$  and  $1 \pm 0.03$  days for *S. frugiperda* C-strain and R- strain, respectively. The *S. frugiperda* C- strain virgin females deposited infertile eggs when the pre-mating period increased more than 4 days at  $26.0 \pm 2.0^\circ\text{C}$  and 75.0 $\pm$ 5.0 RH. These results are important for planning effective integrated control against fall armyworm to prevent its rapid spread in Egypt.

**INTRODUCTION**

Fall armyworm (FAW), *Spodoptera Frugiperda* (J-E. Smith) is a lepidopteran polyphagous, migratory and invasive pest feed on leaves, stems and reproductive parts of economically important crops causing severe damage. This pest has two strains These strains are morphologically identical but differ genetically (Lu and Adang, 1996; Lewter *et al.*, 2006 and Nagoshiet *al.*, 2007). In Indonesia, Herlinda *et. al.* (2022) classified *S. frugiperda* genetically to *S. frugiperda* corn strain (C-strain) and rice strain (R- strain).

It invaded Egypt in May 2019 and was recorded for the first time in corn plantations in KomOmbo, Aswan Governorate according to the Agricultural pesticide committee, Ministry of Agriculture. After that, it spread in corn fields through Egypt. Also, Mohamed *et al.* (2022) recorded *S. frugiperda* in Sorghum fields in Assuit Governorate, 2021 season. El-Lebody *et al.* (2024), revealed the presence of *S. frugiperda* C-strain in corn plantations, but they recorded *S. frugiperda*R-strain only in summer corn plantations of Meet AL-Deeba, Qillin, Kafer El-Sheikh, Egypt, in rice producing area during season 2022. Kaute *et al.* (2019) indicated that, both *S. frugiperda* C- Strain and R-strain may share the same host. Moreover, Herlinda *et al.* (2022) reported that, both strains prefer the corn plants as a host. Maharani *et al.* (2021) reared *S. frugiperda* on corn (corn-fed) to observe the life cycle and life table parameters in comparison with those of rice-fed *S. frugiperda*. They found that, the corn was more suitable host for its growth, development and reproductive capacity. They added, the corn-fed *S. frugiperda* with supportive environment reproduce and multiply faster than *S. frugiperda* rice-fed. Rajisha *et al.* (2022) reported that, the corn plants aged 2 weeks were more suitable for growth and development of *S. frugiperda* first three instars compared to corn plants aged 35- 60 days, while the duration of larval late instars was not affected. Faretto *et al.* (2017), Herlinda *et al.* (2022) and Maharani *et al.* (2022) indicated that, the rapid resistance evolution of *S. frugiperda* was affected by its biology, ecology and genetic compositions. Also, the morphology and damage symptoms as well as life cycle and life table parameters of *S. frugiperda* are important for both farmers and specialists to discover the pest and increase of its population. The former items are essential for planning appropriate control strategies against *S. frugiperda*.

The present study recorded all life stages of the *S. frugiperda* in corn fields along with its attack appearance. Moreover, life cycle, some reproductive features and generation time (T) of both *S. frugiperda* C- strain and R –strain are recorded under the conditions of summer and autumn 2022, in Egypt.

## MATERIALS AND METHODS

### ***S. frugiperda* Occurrence and Damage Symptoms:**

Surveys were carried out sequentially in both summer and Nile corn plantations in 2 villages of Qillin city, Kafer EL Sheikh Governorate, Egypt, during season 2022. The collected samples of infested summer plants aged 33 days were collected from Abo Al – Gadiel fields on 3<sup>rd</sup> August. While, infested Nile plants aged 40 days, were collected from Meet AL-Deeba on 17<sup>th</sup> October. The plants were dissected to exclude larvae to identify morphologically and record its damage symptoms according to Mohamed *et al.* (2022) and Herlinda *et al.* (2022). Excluded larvae of Abo AL- Gadiel were subjected to genetic identification by El-Lebody *et al.* (2024) and confirmed (twice) as *S. frugiperda* R-strain (Accession Number, OP647509 & OP649580), while Meet AL-Deeba collected larvae were confirmed as *S. frugiperda* C-strain (Accession Number, OQ920981).

Separately, larvae of the strains (about 50 / each) were immediately kept in plastic containers (15x8x5cm) with punctured cover cemented with toilet paper and provided daily with youthful corn foliage to feed on until pre-pupal stage under natural conditions of the laboratory. The newly emerged moths were paired and kept in glass jars (1/2 kg) covered with muslin cloth with rubber bands. The pairs were replicated 5 times as one moth of each sex in each rep. The moths were fed on a 10% sucrose solution to lay eggs.

Biological observations of the first generation for both *S. frugiperda* C- strain and R- strain under 23±2°C and 28±2°C during Autumn and summer, respectively were recorded. The egg incubation period, the alive percent of immature stages, duration of larval and pupal stages, life cycle (from egg to adult emergence), adult malformation, sex ratio and generation

## Morphology, Damage Symptoms and Biology of *Spodoptera frugiperda*

time (from egg to first deposited egg of the next generation) were registered.


### RESULTS AND DISCUSSION

#### *Spodoptera frugiperda* Occurrence, and Damage Symptoms:


The present results *confirmed* that *S. frugiperda* infests corn in fields of Abo-Al-Gadial and Meet AL-Deeba, Qellin, Kafer El Shiekh, Egypt, with incidence 100 % in both summer corn aged 33 days on 3rd August and Nile corn aged 40 days on 17<sup>th</sup> October, respectively. In this respect, Herlinda *et al.* (2022) found that, maximum incidence of *S. frugiperda* was recorded after 21 to 43 days of sowing date. However, the first occurrence of this pest in Egypt was recorded in a village of Kom Ombo city in May 2019, then it was recorded in all corn and sorghum fields through Upper Egypt (Mohamed *et al.*, 2022).

The results showed presence of creamiest or pale green (rarely, coppery) egg masses in one or more layer(s) covered with female's scales on both apical and adixal of leaves as well as on the whorl of plants; (Figs. 1 & 2 -A, B & C). This result agrees with that recorded by Russianzi *et al.* (2021), who reported that, the scales were to protect its temperature. Also, Bhusal and Kamana (2019) recorded egg masses on both leaf surfaces. While, Julio *et al* (2017) found that, females laid their egg masses on the apical of the newly leaves. On contrary, Rajisha *et al.* (2022) reported that, females prefer to lay their egg masses in 2 to more layers on the adixal of corn leaves.

In addition, the egg mass color turned to black just before hatching due to forming of the neonate head capsule; (Fig.1 D & E) The same result was illustrated by Poul and Sonali (2020) and Russianzi *et al.* (2021).



**Fig. 1:** *S. frugiperda* egg masses, different ages with their colors.




**Fig. 2:** *S. frugiperda* egg -position sites on corn leaf.

However, young larvae (1-3 instars) eating caused transparent patches on the adaxial of corn leaves; (Fig. 3 A & B). Larval 4<sup>th</sup> instar causes more rigorous scratches with small irregular holes on the leaves; (Fig. 3 C). The later instars (5<sup>th</sup> & 6<sup>th</sup>) cause big holes and biting of leaf edge; (Fig. 4 A) and may eat the whorl partially or totally; (Fig. 4B) causing death of corn plants and consequently replanting corn fields. Also, presence of larval faeces like sawdust on leaves is a good symptome of this pest; (Fig. 4 C). The body of the later instars have many colors; (Fig. 5 A). The larvae from 3<sup>rd</sup> to 6<sup>th</sup> larval instars can be identified morphologically by presence of 4 black pincula forming a square shape on the 8<sup>th</sup> abdomen segment; (Fig. 5 B). The full-grown larvae shrunk its body to form the pre-pupae; Fig. 6 (A). The newly pupae are green in color; Fig. 6 (B), then turned to dark reddish-brown color. The same characteristicly features of *S. frugiperda* were recorded by Poul & Sonali (2020), Russianzi *et al.* (2021), Rajisha *et al.* (2022) and Sharma *et al.* (2022).



**Fig. 3:** Leaf – feeding of young larvae (1<sup>st</sup>- 3<sup>rd</sup>d instars) and more vigorous patches by 4<sup>th</sup>larval instar.



**Fig. 4:** Leaf feeding of older larvae.



**Fig. 5:** A. *S. frugiperda* colors, B. black pincula

## Morphology, Damage Symptoms and Biology of *Spodoptera frugiperda*



**Fig. 6:** Pre and new pupae

### Host Preference of *S. frugiperda*:

Recently it was observed that the R-strain of *S. frugiperda* infested summer corn plantations neighbouring uninfested rice fields in Abo AL-Gadail village. Kuate *et al.* (2019) recorded that the same host may be shared by *S. frugiperda* R-strain and C-strain. Also, Maharani *et al.* (2021) proved that, *S. frugiperda* preferred the corn than rice plants

### Biological Observations of *S. frugiperda* C- strain:

The first Laboratory generation of *S. frugiperda* C- strain was reared on castor leaves (castor- fed larvae) under  $23 \pm 2^\circ\text{C}$  during autumn season. Life cycle, sex ratio, some reproductive features and generation time (T) were recorded.

Data in Table (1) clarify that, the egg incubation period of *S. frugiperda* C-strain ranged 5- 6 days with an average of  $5.5 \pm 0.2$  days with hatching 100%. Also, the larval stage lasted 14-18 days with an average of  $16 \pm 1.4$  days, including 1 to 2 days for the pre-pupal stage. In this regard, Gamil (2020) studied the biological aspects of the 4<sup>th</sup> generation of *S. frugiperda* in incubator at  $26 \pm 2^\circ\text{C}$  and RH %  $65 \pm 5$  and found that, the egg incubation period was 2.9 days (hatchability 97.33%) and the larval stage lasted  $21.4 \pm 0.59$  days. Also, Sharma *et al.* (2022) recorded 3 days for incubation period and 2– 4 weeks for maize-fed larvae at  $26^\circ\text{C}$  and 75% RH. Dahi *et al.* (2020) reported that, the duration of *S. frugiperda* larval stage is affected by host type and rearing conditions.

**Table 1:** Durations (day) and mortality percent in C – Strain Immature Stages at  $23 \pm 2^\circ\text{C}$ .

Immature stage	Egg	Larvae	♀ pupae	♂ pupae
Duration (days)	4 - 6 $5.5 \pm 0.2$	14 - 18 $16 \pm 1.4$	16 - 19 $17.8 \pm 1.2$	16 - 21 $19 \pm 1.9$
Mortality %	0.0	36.5	37.5	



**Fig. 7:** *S. frugiperda* cannibalism appearance

However, the mortality percentage of castor fed -*S. frugiperda* C-strain larvae was 36.5% Table (1) and the most mortality occurred in 5<sup>th</sup> & 6<sup>th</sup> instars. Mortality by pathogens

and cannibalism was few; (Fig. 7). Similarly, Poul and Sonali (2020) reported that, Cannibalism was significantly higher in late larval instars, 5<sup>th</sup> and 6<sup>th</sup>, than in early ones.

Also, Russianziet *al.* (2021) Indicated that, there was a positive relation between the mortality and the age of *S. frugiperda* population. In contrary, Sharma *et al.* (2022) recorded that, the mortality were 70 & 12 %, for the 1<sup>st</sup> and 2<sup>nd</sup> instars, respectively but no mortality was found in later ones. However, Gamil (2020) cleared that, the larval mortality was 8.8% of castor-fed *S. frugiperda* in the fourth generation. Present study cleared that, the duration of female pupae of Castor-fed *S. frugiperda* C- strain ( $17.87 \pm 1.2$  days) was shorter than that of males ( $19.2 \pm 1.9$ ) under ( $23 \pm 2^\circ\text{C}$ ). The total pupal mortality recorded 37.5% (Table 1). Similarly, Poul and Sonali (2020) reported that, the duration of female pupae was slightly shorter than that of males. Moreover, these findings are almost in agreement with those recorded by Russianzi *et al.* (2021) who reported that, the *S. frugiperda* females emerged before males to ripen their eggs before mating. As for moth emergence and malformation, Table (2) show that, the adult emergence of *S. frugiperda* C- strain reached 100 % with 15.8 and 25% malformation for females and males, respectively. In this respect, Gamil (2020) reported that, the *S. frugiperda* adult emergence of the fourth laboratory generation was 96% with 1.08% malformation. However, in the present study adult emergence of *S. frugiperda* C- strain continued for 6 days and the females emerged before males by 1 to 2 days. This result is supported by that of Russianzi *et al.* (2021) who reported that the insect females have a pre-mating period to ripen their eggs. The present results confirmed that the life cycle ranged 33-35 days and 34-38 days with an average of  $34.2 \pm 0.78$  and  $36.3 \pm 1.3$  days for females and males, respectively, Table (2). These results may agree with those of Rajisha *et al.* (2022), there was no significant difference between the total life cycle of *S. frugiperda* females and males. Also, Maharani *et al.* (2021) found that, the life cycle of corn fed-*S. frugiperda* was shorter than that fed on rice.

Sex ratio between the normal moths of *S. frugiperda* C-strain at  $23 \pm 2^\circ\text{C}$  was 1:1; Fig (8) & Table (2). (Gamil 2020) reported that there was balance in sex ratio ( $1.2\text{♀} : 1\text{♂}$ ) of castor leaves- fed *S. frugiperda* at  $26 \pm 2^\circ\text{C}$  and  $65 \pm 5$  RH%. Also, Maharani *et al.* (2021) found that, the sex ratio of both corn- fed and rice-fed *S. frugiperda* was not affected by the host type. On other hand, they found that, mating process and fecundity of *S. frugiperda* were not affected by the balance of its sex ratio.

**Table 2:** Biological aspects of C – strain moths at  $23 \pm 2^\circ\text{C}$ .

Sex	%			Days		
	Emergence	Malformation	Sex ratio	Life cycle	* Pre-oviposition	T
♀	100	15.8	50	33-35 $34.2 \pm 0.78$	3-5 $3.5 \pm 0.7$	42.3 -47.3
♂	100	25.0	50	34-38 $36.3 \pm 1.3$	-	44.0 $\pm$ 1.6

It included pre - mating period for females ranged 2 – 4 days and averaged  $2.8 \pm 0.56$  days, and 0.0 for males



**Fig.8:** *S. frugiperda* imagos.

## Morphology, Damage Symptoms and Biology of *Spodoptera frugiperda*

*S. frugiperda* C-Strain females have a pre-mating period of 3 - 4 days with an average of  $2.8 \pm 0.56$  days for ripen their eggs before mating (Table 2); this result was supported by Russianzi *et al.* (2021). In contrast, the males of *S. frugiperda* C-strain can copulate on the same day of emergence. Observations (unpublished data) referred that, the pre-mating period lasted more than 4 days at  $26 \pm 2^\circ\text{C}$  and  $75 \pm 5$  RH% of *S. frugiperda* C-strain caused increasing the pre-oviposition period and dramatically decreased eggs production (only 7: 10 eggs / 3 ♀) with female sterility (zero hatchability). On the other hand, pairing of virgin females (5 days old) with virgin male (one day old) causes elongation in female life span (28 days) while the male lived only for 3:7 days. However, Rogers and Marti (1994) reported that, pairing of *S. frugiperda* females and males aged 2 days resulted in the highest reproduction capacity and fertility %, while delaying mating increased female life span. Also, our observations confirmed by Rupali *et al.* (2023) who concluded that, any technique delays mating such as disruption pheromones may successfully control this pest.

However, *S. frugiperda* C-strain started laying eggs immediately the next day of mating. The pre-oviposition period was  $3.5 \pm 0.5$  days (Table 2). The mated female laid several egg masses with grey scales. These egg masses were repeated many times through the oviposition period ( $9.0 \pm 0.9$  days). The maximum daily deposited eggs was on the 2nd day of oviposition period with a capacity of 187.5 egg / female with a total reproductive fitness of 500 fertile eggs / female of the 1<sup>st</sup> generation. Gamil (2020) recorded 3.5 and 5.1 days for pre and oviposition period, respectively in the 4<sup>th</sup> generation at  $26 \pm 2^\circ\text{C}$  and  $65 \pm 5$  RH%. The reproductive capacity was  $1787.5 \pm 91$  egg / female. On the other hand Russianzi *et al.* (2021) found that, the corn-fed *S. frugiperda* produced females with a pre oviposition period as 2-6 days and 10 days as the oviposition period and fecundity 1012 eggs and the highest number was on the 2<sup>nd</sup> day of oviposition. Maharani *et al.* (2021) studied the reproductive parameters of both corn-fed and rice fed-*S. frugiperda* and found that, pre oviposition periods lasted 2.3 and 2.7 days and oviposition periods of 13 and 11 days with about 1599 and 398.87 eggs / female, respectively.

However, in the present study, mean generation time (T) for castor-fed *S. frugiperda* C strain at  $23 \pm 2^\circ\text{C}$  averaged ( $44 \pm 1.6$ ) days, (Table 2). Maharani *et al.* (2021) found that, the corresponding T for Corn-fed and rice-fed *S. frugiperda* reared at  $25.7^\circ\text{C}$  and 78 RH% was  $35.27 \pm 0.6$  and  $39.36 \pm 0.41$  days, respectively. They concluded that, this variation is due to the host type and other environmental factors, the population of *S. frugiperda* increased faster with the supportive factors and suitable host. In this context, the use of *S. frugiperda* natural enemies will be ineffective against this pest.

### Biological observations of *S. frugiperda* R-strain:

As for R strain data in Table (3) show some biological parameters of the first laboratory generation of *S. frugiperda* R-Strain under  $28 \pm 2^\circ\text{C}$ . The incubation period was  $2 \pm 0.4$  days. Early larval instars (1<sup>st</sup>, 2<sup>nd</sup> & 3<sup>rd</sup>) were fed on corn seedling while the older ones (4<sup>th</sup>, 5<sup>th</sup> & 6<sup>th</sup>) were fed on castor oil leaves. The duration of the larval stage was  $18 \pm 0.6$  days (included 1-2 days for pre-pupae). The pupal stage lasted  $7 \pm 0.7$  days. It is clear that *S. frugiperda* R-strain completed their life cycle in  $27 \pm 0.4$  days (Table 3). Similarly, Rajisha *et al.* (2021) found that the *S. frugiperda* egg incubation period, larval and pupal stages ranged 2-3, 13-20 and 7-11 days, respectively. and added, corn plants aged 15 days was more suitable for growth and development of early instars than those aged (35-60) days, Duration of late instars were not affected and the life cycle was 29 days. Russianzi *et al.* (2021) reported that, the life cycle of the same lasted 32.26 days with no significant differences between females and males' life cycle.



**Table 3:** Durations of R– Strain different Stages at  $23 \pm 2^\circ\text{C}$ .

Stage	Egg	Larvae	Pupae	Life cycle	Pre-oviposition	T
Days	2 – 3 2±0.48	18 –20 18±0.6	6 – 8 7±0.49	26 –29 27±0.4	2 – 3 2±0.3	28 –31 29±1.5

Egg hatching and adult emergence were 100%, sex ratio 1:1 and pre mating for females was a day.

The present results revealed that, the *S. frugiperda* R-strain females have only one day for pre-mating while the males can copulate on the same day of emergence. The pre - oviposition period was  $2\pm 0.2$  days. So, the generation time (T) of corn- fed *S. frugiperda* R-strain lasted  $29.0\pm 0.6$  days under  $28\pm 2^\circ\text{C}$ .

However, the genetic composition, morphology, damage symptoms, life cycle, life table, ecology are important for identifying life stage, understanding the behaviour of the pest, determining the best time and technique for planning IPM strategies against *S. frugiperda* (Maharani *et al.* (2021), Rajisha *et al.* (2022) and Sharma *et al.* (2022).

### Conclusions

Present study revealed that, *S. frugiperda* C- strain and R-strain injured both summer and Nile corn Plantations at Qillin -Kafr – EL Sheikh. Both strains are typical morphologically and cause the same damage symptoms. Moreover, in the rice area; it was observed that *S. frugiperda* R-straine prefers corn plant as a host than rice during summer season where there was no infestation in neighbourhood rice fields in Qillin -Kafr – EL Sheikh, Egypt. Therefore, more effort should be directed to survey the host range, host preference and to specify the presence of both strains of *S. frugiperda* in Egypt. Additionally, the Egyptian conditions in summer are more suitable and supportive for *S. frugiperda* growth and development than that in autumn (T=  $29\pm 0.6$  and  $44\pm 1.6$  days, respectively). On the other hand, the host and /or environmental temperature didn't influence *S. frugiperda* sex ratio. Biologically, adult females didn't lay eggs without mating behaviour occurrence. Under optimum conditions, elongation of pre - mating period more than 4 days after females' emergence of C-strain decreased the reproductive capacity with laying unfertilized eggs. Recent results support the idea of recommending use of mating disruption pheromone in IPM strategies to prevent laying fertilized eggs and hinder the rapid spread of this dangerous pest.

### Declarations:

**Ethical Approval:** Not applicable.

**Authors Contributions:** All authors contributed equally, and have read and agreed to the published version of the manuscript.

**Conflicts Interests:** No conflict of interest was reported by the authors.

**Availability of Data and Materials:** All datasets analysed and described during the present study are available from the corresponding author upon reasonable request.

**Source of Funding:** This research received no specific grant from any funding agency in the public, commercial, or not-for-profit sectors.

**Acknowledgements:** Not applicable.

## REFERENCES

- Bhusal, K. and Kamana B. (2019): A review on fall armyworm. (*Spodoptera frugiperda*) and its possible management options in Nepal. *Journal of Entomology and Zoology Studies*, 7(4): 1289-1292.
- Dahi, H.F., Salem, S.A., Gamil, W.E. and Mohamed, H-0. (2020) Heat requirements for the fall armyworm *S. frugiperda* (J-E. Smith) (Lepidoptera: Noctuidae) as a new

### Morphology, Damage Symptoms and Biology of *Spodoptera frugiperda*

- Invasive pest in Egypt. *Egyptian Academic Journal of Biological Sciences, (A. Entomology)*, 13(4): 73-85.
- El-Lebody, Kreema A.; Rasha G. Salim; Ghadal-Sayed and Shaymaa H. Mahmoud (2024). Identification and Genetic Diversity of *Spodoptera frugiperda* J.E. Smith (Lepidoptera: Noctuidae) In Egypt. *Agronomy*, 2024, 14, 809, <https://doi.org/10.3390/agronomy14040809>.
- Fatoretto, J. C., Andrew. M., Marcia C. B. F. and Nestor B. (2017). Adaptive Potential of Fall Armyworm (Lepidoptera: Noctuidae) Limits Bt Trait Durability in Brazil. *Journal of integrated pest management*, (1) 17; 1-10.
- Herlinda, S., R. Suhaja., M. E. Sinaga., F. Fawwazi and S. Suwandi. (2022). First Report of Occurrence of Corn and Rice Strains of Fall Armyworm, *Spodoptera frugiperda* in South Sumatra, Indonesia and Its Damage in Maize. *Journal of the Saudi Society of Agricultural Sciences*, 21.412-419.
- Kuate, F. A., Hanna, R, Doumtsopfotio., A.R. P. Abang., A. F. and Nanga, S. N. (2019). *Spodoptera frugiperda* (J.E Smith) (Lepidoptera: Noctuidae) in Cameroon: Case study on its distribution, damage, Pesticide use, genetic differentiation and host plants, *PLoS ONE*, 14(4): eo215749. <https://doi.org/10.1371/journal.pone.0215749> PMID: 31034480.
- Lewter, J.A., Szalanski, A.L. Nagoshi, R.N., Meagher, R.L., Owens, C.B., Luttr-ell, R.G. (2006). Genetic variation within and between strains of the fall armyworm, *Spodoptera frugiperda* (J.E. Smith) (Lepidoptera: Noctuidae). *Florida Entomologist*, 89(1) 63-68. <http://www.fcla.edu/FlaEnt/fe89p63.pdf>
- Lu Yangliang, and Adang, M.J. (1996). Distinguishing fall armyworm (Lepidoptera: Noctuidae) strains using a diagnostic mitochondrial DNA marker. *Florida Entomologist*, 79(1)48-55.
- Maharani, Y., D. Paspitaningrum., N. Istifadah., S. Hidayat., and Ismail. (2021). Biology and Life Table of Fall Armyworm, *Spodoptera frugiperda* (J.E. Smith) (Lepidoptera: Noctuidae) on Maize and Rice. *Serangga*, 26(4) 161-174.
- Mohamed, H O, A.H. El Heneidy., Hassan F. Dahi., Azza A.A. (2022). First record of the fall armyworm *Spodoptera frugiperda* (J. E. Smith) (Lepidoptera: Noctuidae) on sorghum. *Egyptian Academic Journal of Biological Sciences, (A. Entomology)*, Vol 15 (1) PP: 15-23.
- Nagoshi, R.N., Silvie, P., Meagher, R.L., Lopez, J., Machado, V., 2007. Identification and comparison of Fall Armyworm (Lepidoptera: Noctuidae) host strains in Brazil, Texas, and Florida. *Annals of the Entomological Society of America*, 100(3) 394-402.
- Poul, N. and Sonali, D. (2020). Biology of Fall Armyworm, *Spodoptera frugiperda* (J. E. Smith) (Lepidoptera: Noctuidae) on Maize Crop at Raipur (Chhattisgarh). *International Journal of Current Microbiology and Applied Sciences*, 9(9) 1732-1738.
- Rajisha, Ps., N, Muthukrishnan, S, J. Nelson., R. Jerlin, P. Marimuth and R, Karthikuvav. (2022). Biology and Nutritional Indices of The Fall Armyworm *Spodoptera frugiperda* (Je Smith) on Maize. *Indian journal of entomology*, 84(1):92-96.
- Rogres, C.E. and Marti, O.G. (1994). Reproductive Potential of Once Mated of the Fall Army Worm (Lepidoptera: Noctuidae). *Florida Entomology*, 77 (4) PP 402:410.
- Rupali J.S., Ramya N., Sagar D., Vinod K. P., vidya Madhari E. v. and Subramanian S. (2023). Reproderative behaviour in different aged adults of fall armyworm, *Spodoptera frugiperda* (J. E. Smith). *Current Science*, vol. 125 (3): 309-316.
- Russianzl, W., R. Anwar and H. Triwidodo. (2021). Biostatistics of fall armyworm *Spodoptera frugiperda* in maize plants in Bogor, West Java, Indonesia.

*Biodiversitas*, 22(6):3463-3469

Sharma,S., S. Tiwari., IL.B. Thapa. S. Neupane., G.V.P. Reddy., S. Pokhrel and R. Muniappan. (2022). Life Cycle and Morphometric of Fall Armyworm (*Spodoptera frugiperda*) (Lepidoptera: Noctuidae) on Maize Crop. *SAARC Journal of Agriculture*, 20 (1) 77-86).

Walaa E. Gamil (2020): Fall Armyworm *Spodoptera frugiperda*(J. E. Smith) (Lepidoptera: Noctuidae). Biological Aspects as A New Alien Invasive Pest in Egypt. *Egyptian Academic Journal of Biological Sciences (A. Entomology)*, Vol 13 (3) PP: 789-196.

## ARABIC SUMMARY

دراسة مورفولوجية وبيولوجية ومظاهر الضرر لسلاستي دودة الحشد الخريفية (*Spodoptera frugiperda* (J.E. Smith) (Lepidoptera: Noctuidae) تحت الظروف الطبيعية في مصر

كريمة اللبودي\* رباب علام وأميرة رشاد

معهد بحوث وقاية النباتات، مركز البحوث الزراعية، الدقي، الجيزة، مصر

تعتبر دودة الحشد الخريفية (*Spodoptera frugiperda* (J.E. Smith) (FAW) التابعة لرتبة حرشفية الاجنحة آفة مدمرة لمحصول الذرة. وقد غزت هذه الآفة مصر في مايو 2019 وتم تسجيلها لأول مرة في زراعات الذرة في إحدى قرى مدينة كوم امبو- محافظة أسوان. ومؤخراً، تم تأكيد وجود سلالة الذرة *S. frugiperda* corn strain (C-strain) في زراعات الذرة النيلية في قرية ميت الديبة (قلين-كفر الشيخ)، بينما تم تأكيد وجود سلالة أرز *S. frugiperda* rice strain (R-strain) في زراعات الذرة الصيفية في أبو الجدايل (قلين-كفر الشيخ) خلال موسم الذرة 2022. علاوة على ذلك فإن سلالة الأرز قد أصابت نباتات الذرة الموجودة بجوار حقول الأرز الغير المصابة بها. وأشارت هذه الدراسة إلى أن سلالة الأرز فضلت نباتات الذرة الصيفية كعائل في منطقة إنتاج الأرز وأظهرت النتائج أن أفراد السلالتين التي تم جمعها من حقول الذرة في محافظة كفر الشيخ، مصر متطابقتين على ما يبدو في الشكل الظاهري وأعراض الضرر.

تمت دراسة بيولوجيا أول جيل معلمي من سلالة الذرة C-strain وسلالة الأرز R-strain في ظل الظروف الطبيعية لمختبر آفات المحاصيل الحقلية بمعهد وقاية النبات بالدقي الجيزة، مصر أثناء الخريف (متوسط  $23 \pm 2^\circ\text{C}$ ) والصيف (متوسط  $28.0 \pm 2^\circ\text{C}$ ) على التوالي. وكانت مدة دورة الحياة (من طور البيض حتى خروج الفراشات  $39.0 \pm 0.6$  يوماً و  $27 \pm 0.5$  يوماً على التوالي. وبلغ متوسط فترة ما قبل وضع البيض ( $3.5 \pm 0.7$  و  $0.2 \pm 0.6$  يوماً) شمل فترة ما قبل التزاوج ( $2.8 \pm 0.56$  يوماً) و ( $1.0 \pm 0.3$  يوماً) و سلالة الذرة والأرز على التوالي. وبذلك تكون مدة الجيل ( $441.6 \pm 0.6$  يوماً) خريفاً و ( $29 \pm 0.6$  يوماً) صيفاً.

تبين أن زيادة فترة ما قبل وضع البيض لإنثى سلالة الذرة إلى 5 أيام عند قد ينتج عنه وضع كميات قليلة جدا من البيض و كان غير مخصب عند  $26.0 \pm 2.0$  درجة مئوية و  $75.0 \pm 5.0$  رطوبة نسبية.

قد تسهم نتائج هذه الدراسة الحالية في تعريف المزارعين بأطوار هذه الآفة وأعراض الضرر المصاحبة لها بشكل دقيق وكذلك أهميتها للتطبيقات والباحثين في التخطيط لبرامج مكافحة متكاملة فعالة ضد دودة الحشد الخريفية في مصر مع ضرورة استخدام فيرمون تشتيت التزاوج كأحد العوامل الصديقة للبيئة والمبتكرة لمكافحة الآفات لمنع الانتشار السريع لهذه الآفة الشرسة.